

The DCG Trading Course: Part I


January 13, 2017

WIFI is - LoneTreeHub / No Password

Support us on Social Media!

Denver Crypto Group

www.denvercryptogroup.com



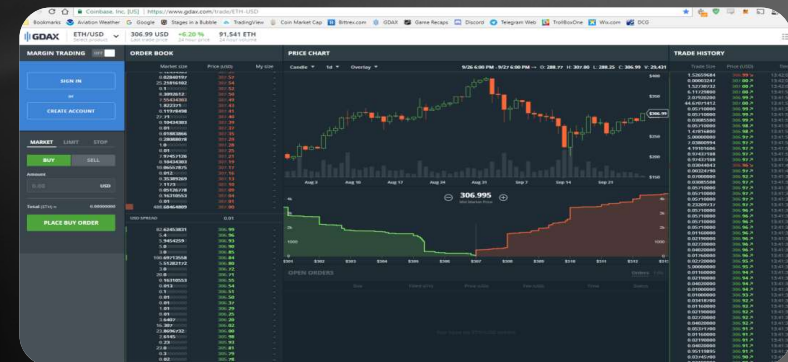
Goals of the DCG Trading Course:

- Identify your Trading “Risk Profile”
- Educate you with the tools required to securely and successfully Trade.
 - Emphasis on Technical Analysis and specific Indicators.
 - In-person training with Live feedback.
- Turn you from a Crypto “Gambler” into a Trading Pro!
 - Two 3 Hour sessions at the Hub.
 - Saturdays in 2018 from 1pm-4pm with two week breaks in between.



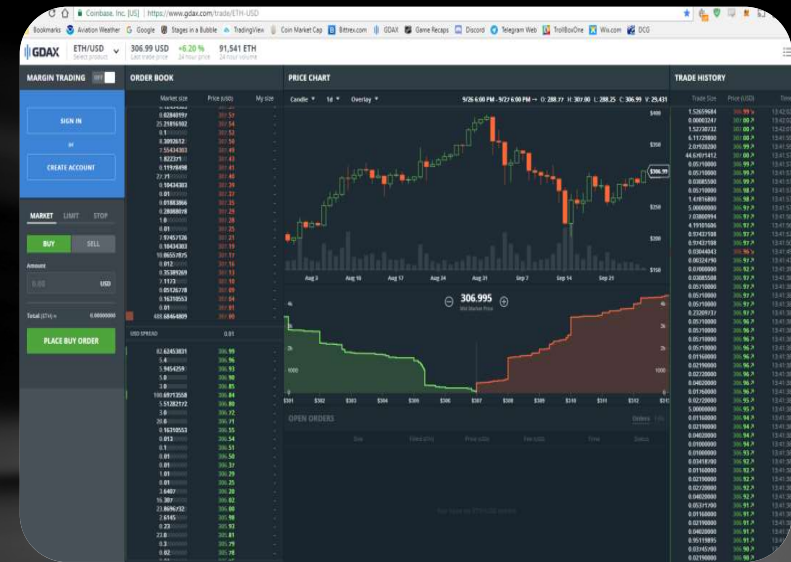
Introduction to the DCG Basic Strategy

- The DCG Basic Strategy will build the core of your Trading Plan.
- Our goal today is to teach you the DCG Basic Strategy so you can practice and understand it.
- We will build upon this significantly later in this course.



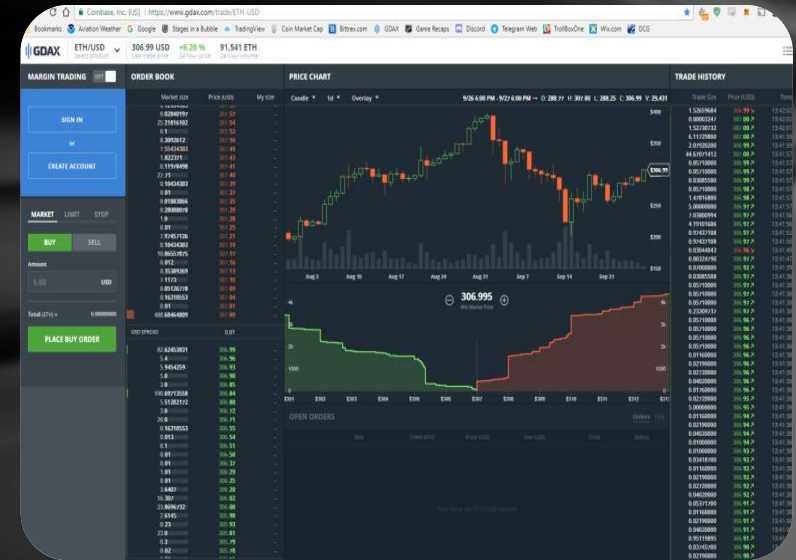
Trading Pairs

- Fiat-Crypto is simple, you are trading the current Fiat (USD) price against a CryptoCurrency.
- Crypto-Crypto is more complex.
 - Disassociate the Fiat price from the Crypto.
 - Use BTC as the base currency instead of Fiat
 - Exchange Crypto's based on T/A of the pair. EX: ETH/BTC
 - Think of it like trading the future market value of one crypto against the future market value of another crypto.
 - EX: Trading the pair Crypto a/Crypto b
 - If you think Crypto a will be worth more in a week or that Crypto b will be worth less in a week, BUY Crypto a.



Accounts

- TradingView.com account for charting and T/A
- Fiat-Crypto Exchange account
 - Coinbase or Gemini for US residents.
- Crypto-Crypto Exchange account
 - Bittrex, Binance, KuCoin, Poloniex, Cryptopia, etc.



Technical Analysis for the DCG Basic Strategy

- For the first portion, we will be using two **indicators** that will determine when to **Buy** or **Sell**.
 1. Candlesticks
 2. Support/Resistance lines

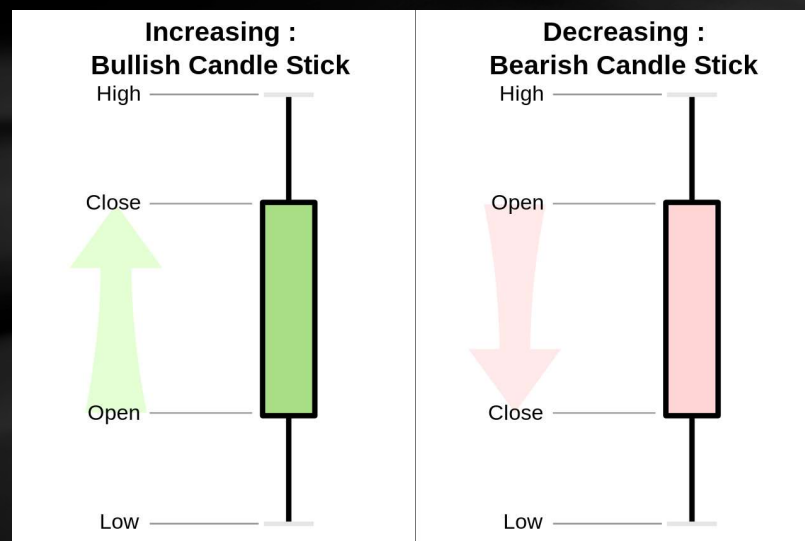
Open up Trading View and navigate to ETH/BTC for Coinbase



Technical Analysis for the DCG Basic Strategy

Candlesticks

- Used widely and are one of the first **indicators** a new trader needs to understand.
- Candlesticks display 4 pieces of info:
 - Period Open Price
 - Period Highest Price
 - Period Lowest Price
 - Period Close Price



Technical Analysis for the DCG Basic Strategy

Support and Resistance Lines are the same thing!

- A support/resistance line is simply a *price point that the market has difficulty passing through*.
- If the price is above the line it is **support**, if below than it is **resistance**.
- When there is **high volume** AND a **price reversal**, your support/resistance line is more **valid**.
- Work on drawing **horizontal lines** where **reversals** take place or at prices the market has **difficulty passing through**.

Let's practice using 4hr periods!





Forming a Trading Plan

- After you are comfortable drawing **Support/Resistance** lines, the next step is to create a **Trading Plan**.
 1. Enter the **Market** with very **tiny amount** of your available funds.
 2. For each **Support Line** below the current price set a **Buy Order** that doubles the amount of Crypto you currently hold *.01, .02, .06, .18, ...*
 3. Repeat Step 2 to plan out your entire **downside** until ALL of your funds are in **Buy Orders**.
 4. Make sure you have Buy orders down to at least the 2 month low.
 5. After your Buy orders fill, Pick a **% profit** above your cost average **Buy price** and set a **Sell order** for Everything!
 6. Adjust your plan daily.
 7. Lets Practice!

Before you Trade – Complete the 9 Item Checklist ✓

Answer the following questions:

1. How much total money have you set aside for trading?
2. What is your ROI goal and what timeframe to reach that goal?
3. If you lose all your trading money how difficult will your life be?
4. Complete this quiz for a general idea on what your Risk Profile is - <https://www.calcxml.com/do/invo8>



Before you Trade – Complete the 9 Item Checklist (Cont.)



You must complete the following steps for EACH Cryptocurrency:

5. Create a Wallet capable of holding this Cryptocurrency where only YOU hold the Private Key or Seed.
6. Secure the Private Key or Seed offline. (USB, Paper, etc)
7. Create a Backup of the Private Key or Seed.
8. Store the Backup's of the Private Key or Seed in 2 separate physical locations.
9. Send a test amount (\$5 usually works) to the Public address for your Wallet to ensure it works correctly.

Conclusion

- Once you've identified your Risk Profile and have a secure place to store your CryptoCurrency, you are ready to start practicing Trades!
- We are assuming you already have a Trading View account, along with a Coinbase account and Crypto-Crypto Exchange account (Bittrex, Binance, Cryptopia, etc). For Bittrex and Coinbase your Identity Documents should already be uploaded and verified.
- We are also assuming that you are using security best practices with your Coinbase and Crypto-Crypto Exchange accounts. This means that:
 - Your Password for each account is unique: at least 9 characters long and contains symbols - !@#% \$&, numbers, and both capital and non-capital letters.
 - You have enabled Google Authenticator or Authy on your smart phone and are using 2FA on Login.



Homework!

1. Practice drawing **Support/Resistance** lines for various Markets.
2. Practice all of the steps of the DCG Basic Strategy and familiarize yourself with setting **Buy/Sell** orders on **an exchange of your choice**. Make some **paper trades** if you don't feel ready yet.
3. You will need to understand how the **DCG Basic Strategy** works before we begin to build on it during the 2nd half of our course. Be prepared to learn more T/A Indicators and how to adjust your plan with them!
4. Our DCG Trading Course emphasizes **time in market** rather than **timing the market**.

Q & A



Thank you for attending!

If you would like In-person help for anything CryptoCurrency related please talk to Matt, Mike, Chris or Corrinne. We offer the following services:

- **Trader Course** – We teach you the tools to go from a Crypto “Gambler” to a Crypto Trading Pro and find the “Elephant’s Footprint” !
- **Consulting Service** - \$100/hr to sit down and resolve any questions/provide technical assistance related to Cryptocurrency. Wallet setup also provided.
- **MasterNode Service** – Put your money to work! Earn dividends just for holding a CryptoCurrency in Your Wallet!
- **Monero Mining Rig** – Mines about 6 Monero (XMR) per year, we provide Hosting if needed. Costs \$999.00

DENVER CRYPTO GROUP

VISIT WWW.DENVERCRYPTOGROUP.COM FOR MORE INFO

